

Social Story: Radio Aids

.....



Notes for adults

What's a social story?

A social story explains a concept, situation or skill in an accessible way.

It's a written narrative that can help the reader prepare for a new situation or safely explore a new concept.

Social stories were originally designed for children with autism but they can be helpful for lots of children, including those with special educational needs and younger children.

How do I use this resource?

This social story is designed to help your child feel more comfortable using their radio aid at home, at extra-curricular clubs and at school or nursery. It may be helpful if your child is new to using a radio aid, will be using it in a new way, or if they are reluctant to use one.

You can adapt this resource to suit your child. Select the sections and parts that are most relevant to them. On some pages, you can add extra information or select an option to make it personal to them.

You can help your child fill in the information on the orange lines. The blue text shows where you have different options to suit your child – delete as appropriate.

Me and my radio aid

My name is _____.

I am _____ years old.

I live with _____.

My **Teacher of the Deaf** is called _____.



I am deaf / I have a hearing loss *(delete as appropriate)*

I use _____ **(technology)** to help me hear.

I can also use a **radio aid** to help me hear.



Me and my radio aid

My radio aid is a special tool. It helps me hear different sounds when it is noisy around me.

My radio aid has a microphone called a **transmitter**. I give this to a grown-up.

**The transmitter sends the sound into my _____
(technology). I can hear the sound from the microphone.**

OR (delete as appropriate)

**I have a special machine called a receiver. It connects to my _____
(technology) / I wear it around
my neck / I clip it onto my clothes (delete as appropriate).**




_____ (**Teacher of the Deaf's name**)
can show grown-ups how to use my radio aid.

My radio aid stays at school / I bring my radio aid home after school *(delete as appropriate).*

My radio aid is kept in _____ (**location**).

If my radio aid is not working, I can ask _____
(**grown-up**) for help.



Me and my radio aid

My radio aid belongs to me.

It is not a toy.

Other children should not touch my radio aid unless they are using it to talk to me.

When I am not using my radio aid, I can give it to

_____ (grown-up).

They will keep it safe until I use it again.



Using my radio aid at school or nursery

I go to _____ (**name of school or nursery**).

My teacher is called _____ (**name of teacher**).

My teaching assistant is called _____
(**name of teaching assistant**).

My favourite lesson is _____.



Sometimes, it gets very noisy in my classroom.

The other children are talking and shouting.

I cannot see my teacher's face.

I cannot hear my teacher.



Using my radio aid at school or nursery

My radio aid can help!

The teacher has my radio aid. **They wear it around their neck / they wear a microphone on their clothes / they hold the microphone** *(delete as appropriate)*.

They help me connect the radio aid to my _____
(technology).

I can hear my teacher's voice!



Using my radio aid at school or nursery

I am working with my friends.

Everyone is talking.

The classroom is noisy.

I cannot hear what is happening.



Using my radio aid at school or nursery

My radio aid can help!

My teacher puts it on the table.

They help link it to my _____ **(technology)**.

I can hear everyone in my group much better.



My class is going on a trip.

We leave the school and go on a bus.

The new place is very noisy.

My teacher is talking to us. I cannot hear what they are saying.

Other grown-ups talk to us. I cannot hear what they are saying.



Using my radio aid at school or nursery

My radio aid can help!

My teacher uses my radio aid.

They help link it to my _____ **(technology)**.

They give the transmitter to other grown-ups when they talk.

I can hear what they are saying!




Using my radio aid at home

I am walking outside with _____ (grown-up).

There are noisy cars. There are loud noises.

_____ (grown-up) tells me things I need to do to keep safe.

It is hard to hear what they are saying.




Using my radio aid at home

My radio aid can help!

_____ **(grown-up)** has my radio aid. **They wear it around their neck / they wear a microphone on their clothes / they hold the microphone** *(delete as appropriate)*.

They help me connect the radio aid to my _____ **(technology)**.

I can hear them clearly.



Using my radio aid at home

I like watching videos and listening to music.

Sometimes I cannot hear the sound well. I turn up the volume.

My family say it is too loud! They turn the volume down.

I cannot hear the sound properly.



Using my radio aid at home

My radio aid can help!

A grown-up connects the transmitter to my **television / tablet / music player** *(delete as appropriate)*.

They help connect it to my _____ **(technology)**.

I can hear the sound clearly!



Using my radio aid at home

I am sitting in the car.

_____ (**grown-up**) is driving the car.

The car is noisy. I cannot see _____
(**grown-up**)'s face.

It is hard to hear what they are saying.



Using my radio aid at home

My radio aid can help!

_____ **(grown-up)** has my radio aid.
They wear it around their neck / they wear a microphone on their clothes *(delete as appropriate).*

They help me connect the radio aid to my _____
(technology).

I can hear their voice!



Using my radio aid at clubs

I love going to my club **after school / at the weekend / in the school holidays** *(delete as appropriate)*.

My club is called _____.

The leader is called _____.

At my club, we do fun things like _____
_____.



Using my radio aid at clubs

Sometimes it is noisy at my club.

The leader is telling us what to do.

I cannot hear them because the other children are being loud.

I do not understand what is happening.



Using my radio aid at clubs

My radio aid can help!

The leader **wears my radio aid around their neck / wears a microphone on their clothes / holds the microphone**
(delete as appropriate).

They help me connect the radio aid to my _____
(technology).

I can hear their voice!



If there is a problem with my radio aid

A grown-up is wearing my radio aid.

I cannot hear their voice.

I put my hand up to ask for help.



If there is a problem with my radio aid

I can ask a grown-up to:

- check my radio aid is switched on
- check my radio aid is charged
- check my _____ **(technology)** is connected
- check my _____ **(technology)** is working.



Talking about my radio aid

Other children stare at my radio aid.

They ask questions about it.

They might not have seen a radio aid before.

They might not know that **I am deaf / I have a hearing loss**
(delete as appropriate).



I can:

- explain that my radio aid helps me to hear
- ask a grown-up to tell other children about my radio aid
- show them how my radio aid works.

